

📄 Description

Clay base plaster made from unpolluted, undisturbed soil.

♻️ Circularity

±98% secondary resources
100% Closed Loop Recycling
100% Reusable

🏭 Manufacturer

BC materials in Brussels, Belgium



Product

📦 Composition

- Dordogne Clay
- Loess loam from excavated urban sites (mineral waste stream)
- Brusseliaansand from excavated urban sites (mineral waste stream)
- Coarse washed sand from excavated urban sites (mineral waste stream)
- Straw fibers from Belgium



Clay



Loess loam



Brusseliaansand



Coarse washed sand



Straw fibers

☰ Designation

Lehmputzmörtel (LPM) – DIN 18947 – O/4 f – S II – 1,8

📐 Physical properties

Density class	1610 kg/m ³	DIN 18947
Strength class	SII	DIN 18947
Particle size <4mm	≥97,5%	DIN 18947
Oversize particles 4mm – 6,3mm	≤2,5%	DIN 18947
Oversize particles 6,3mm – 8mm	≤0%	DIN 18947
Compressive strength	≥1,5 N/mm ²	DIN 18947
Flexion strength	≥0,7 N/mm ²	DIN 18947
Adhesive strength	≥0,1 N/mm ²	DIN 18947
Abrasion	≤0,7 g	DIN 18947
Impact diameter	<15mm	EN 520
Water vapor diffusion number μ	5/10	DIN 18947
Thermal conductivity λ	0,9 W/mK	DIN 18947
Fire Reaction	A1 (Non-flammable)	DIN 18947
Airtightness of thickness 10mm/20mm at pressure 50 Pa	0,10/0,30 m ³ /h.m ²	TVN 284
Global Warming Pot. (GWP)(C2C)	0,04 kgCO₂eq/kg	DIN 18947 EN 15804:A2
Environmental Impact (PEF)(C2C)	0,25 mpt/kg	DIN 18947 EN 15804:A2
VOC-emissions	VOC-free	

🕒 Shelf life

Can be kept indefinitely when stored dry.

📦 Packaging

Slightly humid.
1 ton or 500kg in bigbag on europalet.

👷 Usage

Thickness 10 mm – 16,1 kg/m²,
Thickness 30 mm – 48,3 kg/m².







Field of application

Base layer coat and rough finishing coat for interior walls and ceilings.
Suitable for damp rooms, do not apply to areas in direct contact with water.
Suitable for single-layer 10 – 30 mm plastering of uneven, rough, flat, substrates such as masonry, reed mats, stone mesh, cement, lime and gypsum plasters, concrete and various types of sheet material.
Check the Léem Clay Plasters & Paints Guide for more info.


Characteristics

Circular material in origin: Valorization of a "waste" stream
 Circular material in destination: infinitely reusable
 Low in CO₂: no combustion required to produce the building material
 Made of undisturbed, unpolluted soil
 Moisture and heat regulating
 Vapor-open
 Anti-static
 Reduces acoustic transmission and reverberation
 Colorstable
 Non-flammable and fire resistant
 Airtight
 Repairable
 VOC-free

Execution

 Storage	Store in a dry place, lifted from the ground. When sprouts grow in the bigbag, it is sufficient to take out these sprouts before application.
 Conditions	During application, the air temperature must be > 5°C. The substrate must be frost-free, stable, firm, adequately coarse and clean. Pre-treatment may be necessary with different types of primer for different types of substrate. See our Léém Clay Plasters & Paint Guide for further instructions on priming.
 Application	<p>Preparation of the mixture: Mix the dry mass vigorously with clean water using a mortar mixer. Leave the mixture to stand for 5 minutes, then mix again for 1 to 2 minutes. The prepared plaster mixture has a workable time of several days, only limited by the fermentation of the straw fibres.</p> <p>Sample application: In all cases, the suitability of the entire surface structure of the primer and coating should be tested by means of a sample application over a sufficient area.</p> <p>Application: The rules of craftsmanship are carefully observed when applying rendering. The eventual topcoat can be floated, sponged or textured.</p> <p>See our Guide for Léém Clay Plasters & Paints for more guidelines.</p>
 Drying time	Under normal conditions (20°C and 50% relative humidity), the plastered wall will dry in 4 to 7 days. A building dryer can be used.
 Tools	Tub, mortar mixer, plant sprayer, trowel board, stainless steel trowel, float, stainless steel spackle knife, sponge, plastic trowel and float, dustpan (wallpaper brush), painter's tape. Suitable worm and piston pumps: SP11/20/25, S28, P13, S5 & S30,...
 Disposal	Before disposing of Léém Plaster BASE residues, remember to recover and reuse them on site, or let them dry and save them for future repairs. When used correctly, Léém Plaster BASE is harmless to humans and the environment. After having dried out, residues can be disposed of with household waste or non-hazardous inert waste.

Legislation

 Conformity	<p>Complies with Brussels Soil Ordinance and Decree March 29, 2018.</p> <p>Complies with Flemish Soil Decree and its implementation rules (VLAREMA and VLAREBO).</p> <p>Tested on 40+ parameters of pollution: Non-polluted resources: No PCB, asbestos, PFC, lead, flame retardants, phthalates, isocyanates, PFAS, ...</p>
--	--

Disclaimer

The information in this product description has been compiled with the greatest care. Compensation claims, unless they result from factory mixing errors, are excluded. With each new edition of the product information, the validity of the previous edition expires.